

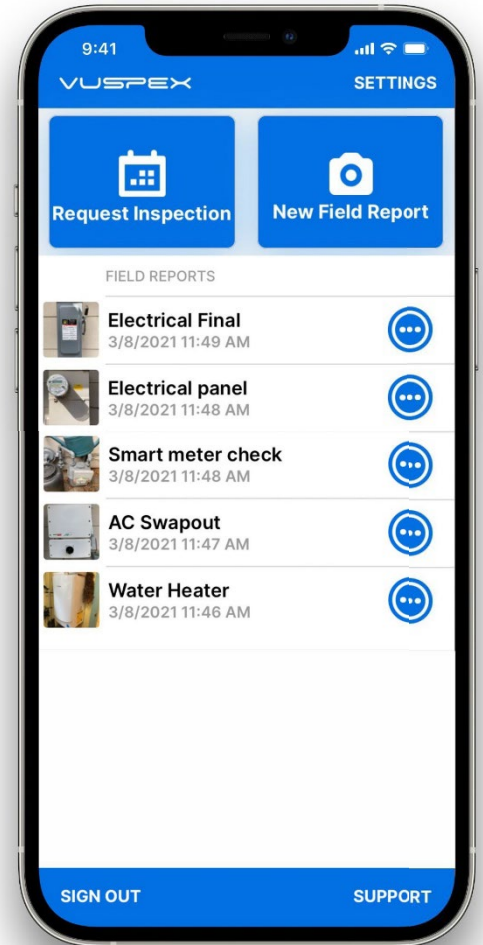


VIRTUAL INSPECTION USER GUIDE

iOS & Android mobile inspections for Contractors and Field Agents located at the inspection site.

- Schedule a virtual inspection from your eTRAKiT dashboard.
- Accept an invite from an Inspector and connect to a live virtual inspection video call.

VuSpex is compatible with TRAKiT integrated Inspections—based solution.





Virtual Inspection

How does a virtual inspection work with VuSpex GO?

No need to download an app, simply

1. **Schedule a virtual inspection from your eTRAKiT dashboard. Enter an estimated time frame in the notes section.**
2. **The Inspector will send you a text message invite near the scheduled time.**

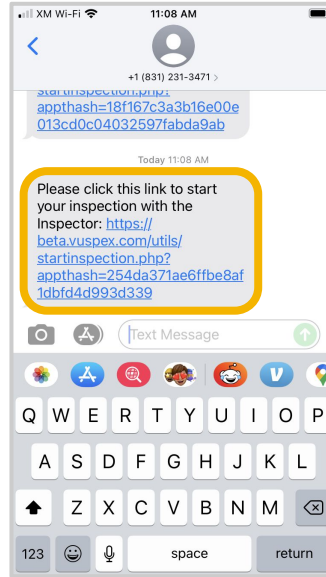
*Note: The Contractor **does not** start the inspection. Look for the text message invite from the Inspector to begin.*

Virtual Inspection Connect - iOS

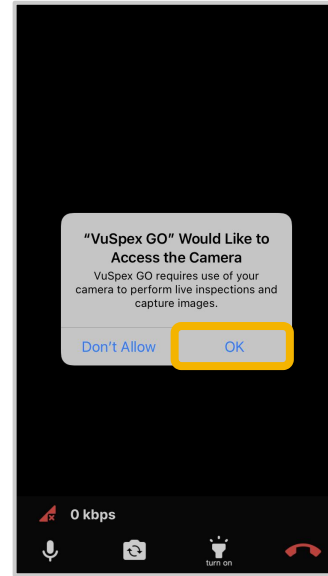
1. Tap the link in the text message to launch the App
2. Tap OK to allow permissions
3. Wait a moment to connect



The Inspector sends a text message invite near the scheduled time.



1. Tap the link



2. Allow permissions



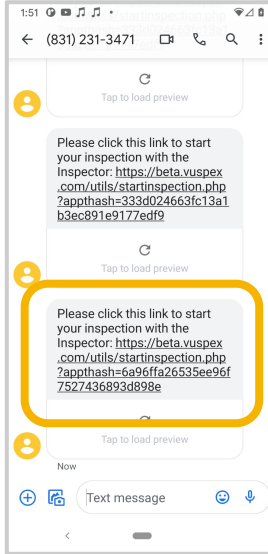
3. Wait to connect

Virtual Inspection Connect - Android

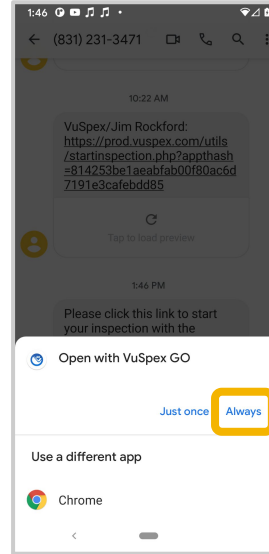
1. Tap the link in the text message to launch the App
2. Open with VuSpex GO: Tap on 'Always'
3. Tap OK to allow permissions
4. Wait a moment to connect



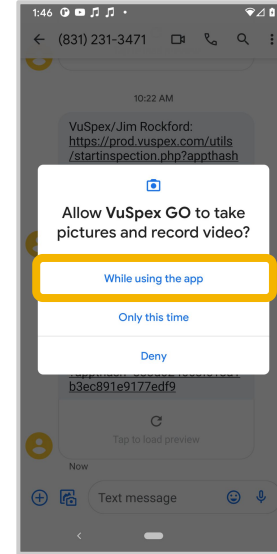
The Inspector sends a text message invite near the scheduled time.



1. Tap the link



2. Open with VuSpex GO



3. Allow permissions



4. Wait to connect

User Interface Features

Virtual Inspection



VIDEO & AUDIO

Displays a live stream of HD video to the Inspector. The Inspector can hear you and you can hear the Inspector.

BANDWIDTH

Real-time update of your bandwidth (kbps) with quality indicator icons as you navigate the inspection site.

MUTE

Toggle your audio ON/OFF. When mute is enabled the screen will display an indicator to both parties.

CAMERA

Toggle the BACK and FRONT camera.

PRO-TIP - AUDIO

Use headphones with a mic so you can hear the Inspector and they can hear you better.

END CALL

Tap this icon when you are finished with the virtual inspection. The Inspector can also end the call.

FLASHLIGHT

Toggle the flashlight ON/OFF. The Inspector can also toggle the flashlight from their dashboard.





VUSPEX **SUPPORT - LINKS**



VuSpex GO Support

<https://vuspex.com/support/go/>

FAQ (use the filter for 'GO')

<https://vuspex.com/support/faq/>

Troubleshooting

<https://vuspex.com/support/troubleshooting/#go>